

Claysburg – Kimmel



Annual Report

for

2015-2016

Presented 8-10-16

Mission

We inspire and empower individuals to excel each day in the learning choices they must make to be productive and responsible citizens.

Vision

The Vision of the Claysburg-Kimmel School District is to build upon the pride of the communities as it develops a learner-centered, innovative culture.

The Purpose

We inspire learning for the growth and success of our families, our communities, and our world.

CLAYSBURG-KIMMEL SCHOOL DISTRICT

531 Bedford Street
Claysburg, PA 16625
Phone (814) 239-5141



August 2016

Dear Claysburg-Kimmel Community,

This Annual Report provides an overview of the educational experiences and related activities offered to the students of Claysburg-Kimmel School District during the 2015-2016 school year. Within these pages, you will find details regarding how we are preparing our students for success in the future as well as the many academic, athletic and arts achievements of our students and staff. Most of the items presented within this report have been documented in the newspaper, on the district website, on social media, at Board meetings or even by your presence when the events occurred. The Annual Report serves as a compilation, a year-in-review of these experiences and activities.

We have much to be proud of as we reflect on the 2015-2016 school year. As always, we thank you for what you do to support our District. Without your involvement and commitment we could not provide such successful educational programs. Every time you help with homework, volunteer for a school event or attend an athletic contest or student performance, you make a choice to give of your time to support the education of our students.

Looking ahead, we are all excited about the many possibilities for another year to showcase our accomplishments and Bulldog Pride!

Royce Ann Boyd
Superintendent

Claysburg-Kimmel Board of Directors:

Jeremy Knott	President	Sproul	312-6061
Mona Eckley	Vice President	Claysburg	239-8270
Cathy Barnes		Portage	695-2555
Jonathan Burkett		Imler	239-5767
Craig Burket		Imler	239-8107
Richard Gergely		Claysburg	239-8865
Joe Musselman		Claysburg	239-5772
Roger Knisely		East Freedom	239-5235
Shelda Repko		Queen	239-5817

ADMINISTRATIVE PERSONNEL

Royce A. Boyd	Superintendent	239-5141 ext. 1352
Stephen Puskar	High School Principal	239-5141 ext. 1302
Matt Hall	Elementary Principal	239-5144 ext. 2362
Brian Helsel	Sp. Serv. Coordinator	239-5141 ext. 1318
Michelle Smithmyer	Business Manager	239-5141 ext. 1354
Jerome Dodson	Network Administrator	239-5141 ext. 1356

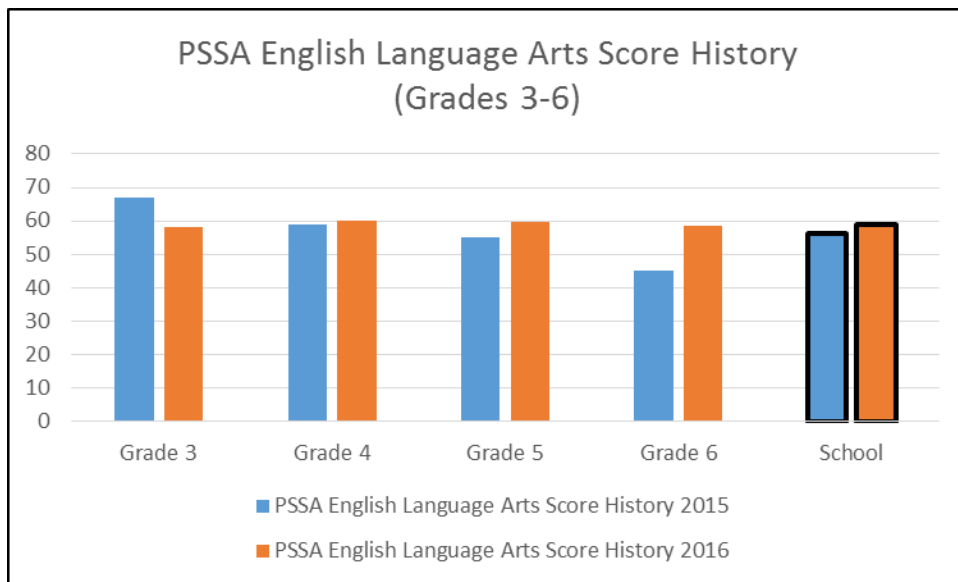
C-K Data points:

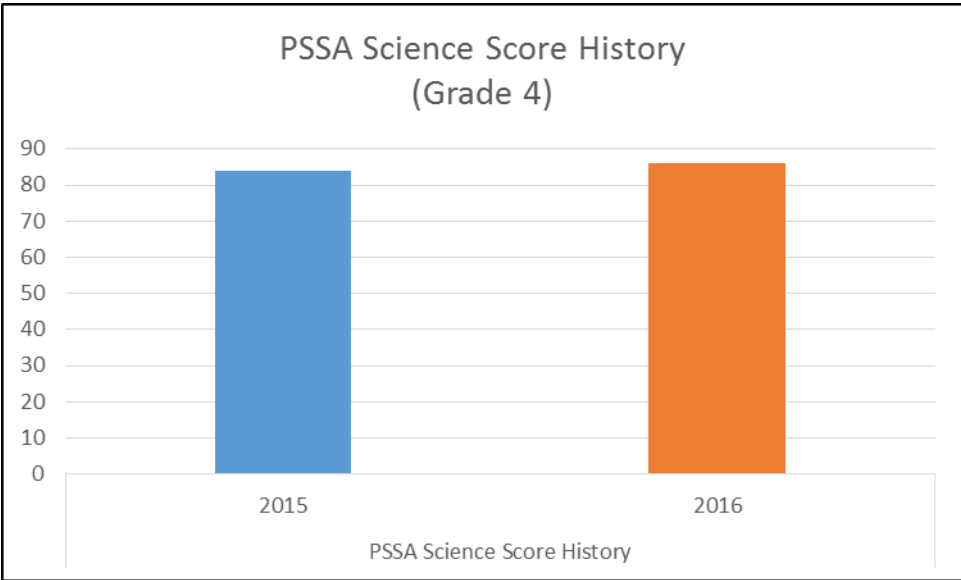
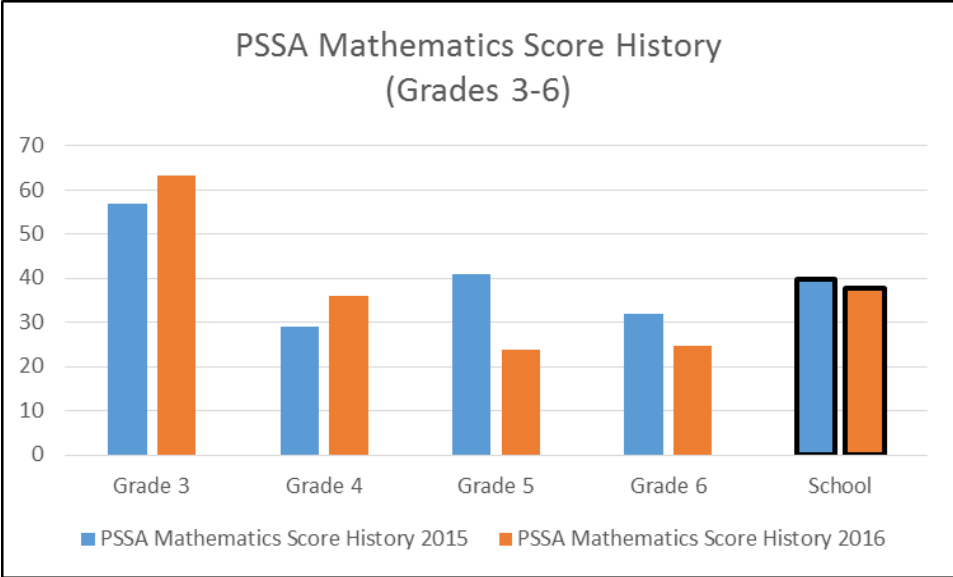
- CKSD encompasses approximately 56 square miles, and it serves a resident population of 5,513 spanning portions of two counties Kimmel Township in Bedford County and Greenfield Township in Blair County.
- Our enrollment is approximately 850 students in 2 buildings ranging in grades Kindergarten – 12th grade
- The student to teacher ratio is 14.6 students to 1 teacher
- The average attendance ranges in the mid-90 percent for daily attendance
- Approximately 60 students in grades 10 through 12 attend the Greater Altoona Career and Technical Center
- Our Blended/Cyber School has an enrollment of 20 students
- Eight students attend other public Cyber/Charter schools while 5 students are home-schooled
- The cafeterias prepared over 53,000 breakfasts (36%) and 113, 400 lunches. Six hundred sixty-three students receive free and reduced meals about 66% of our total enrollment.
- Approximately 15% of our students have been identified with special needs which is about the state average.
- Eighty-five percent (85%) of returned household surveys indicated that their child(ren) had access to the internet.
- Kimmel Township's Millage was 9.27 with an assessed value of \$81,290,440 and a market value of \$58,381,423 (2013 STEB)
- Greenfield Township's millage was 89.53 with an assessed value of \$21,599,490 and a market value of \$149,796,127 (2013 STEB)

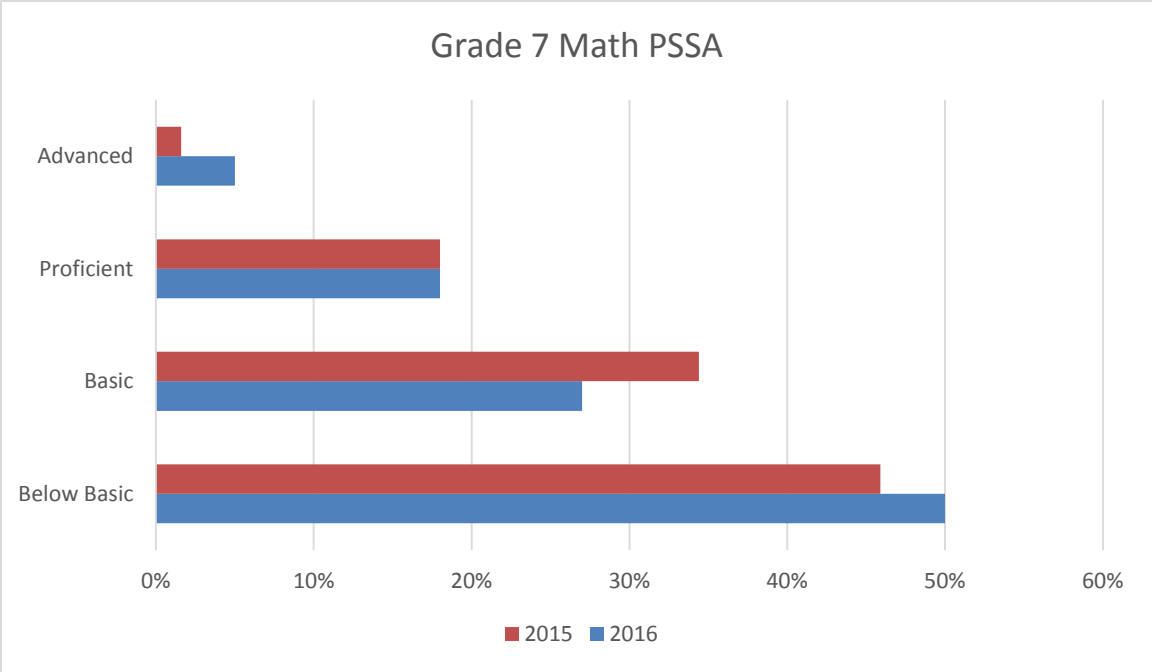
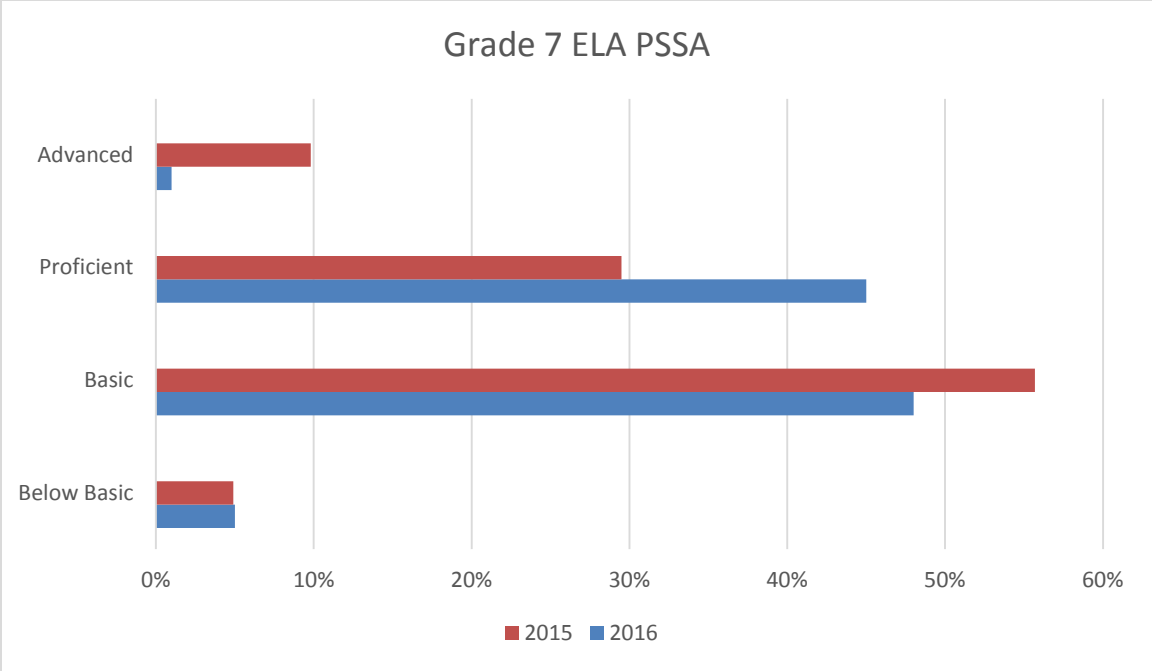
2015-2016 PSSA Results:

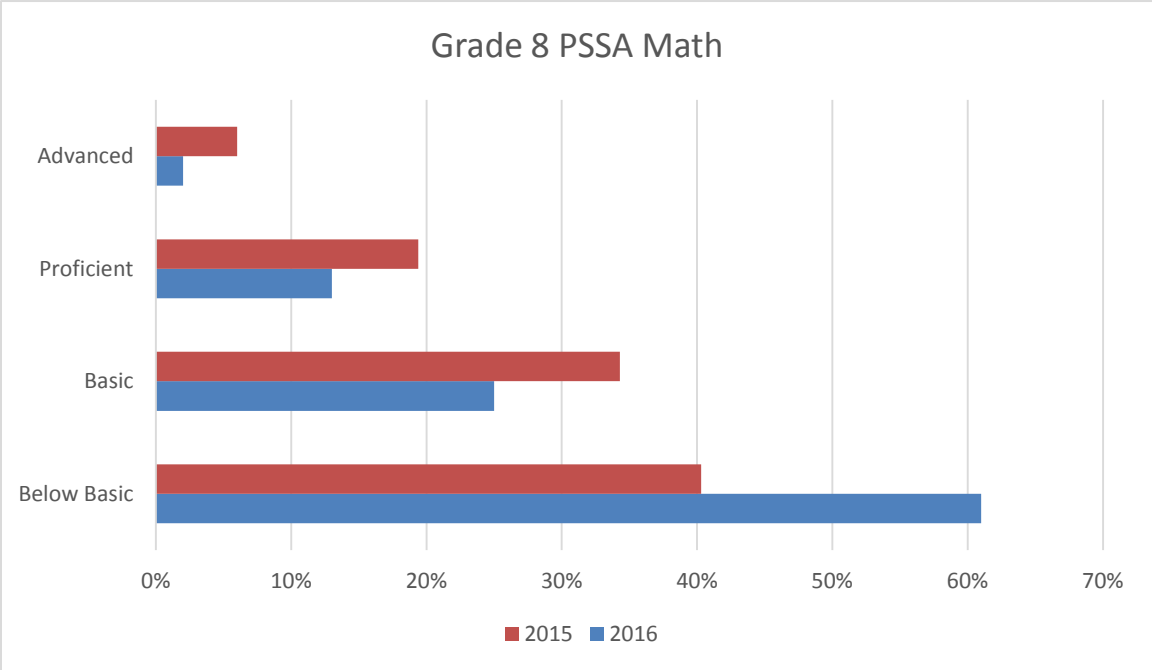
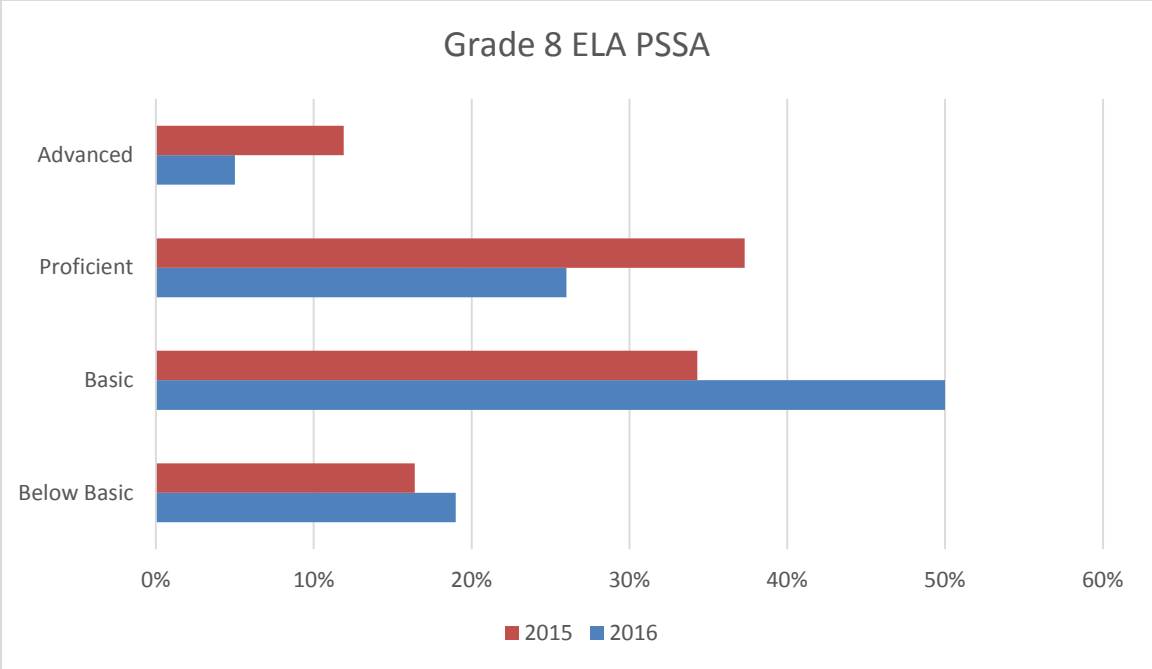
PSSA is a standards-based, criterion-referenced assessment intended to measure a student's knowledge of the PA academic standards. CK uses PSSA scores, along with academic growth and other assessments to measure student achievement and to determine what adjustments might need to be made so that students continue to grow and achieve.

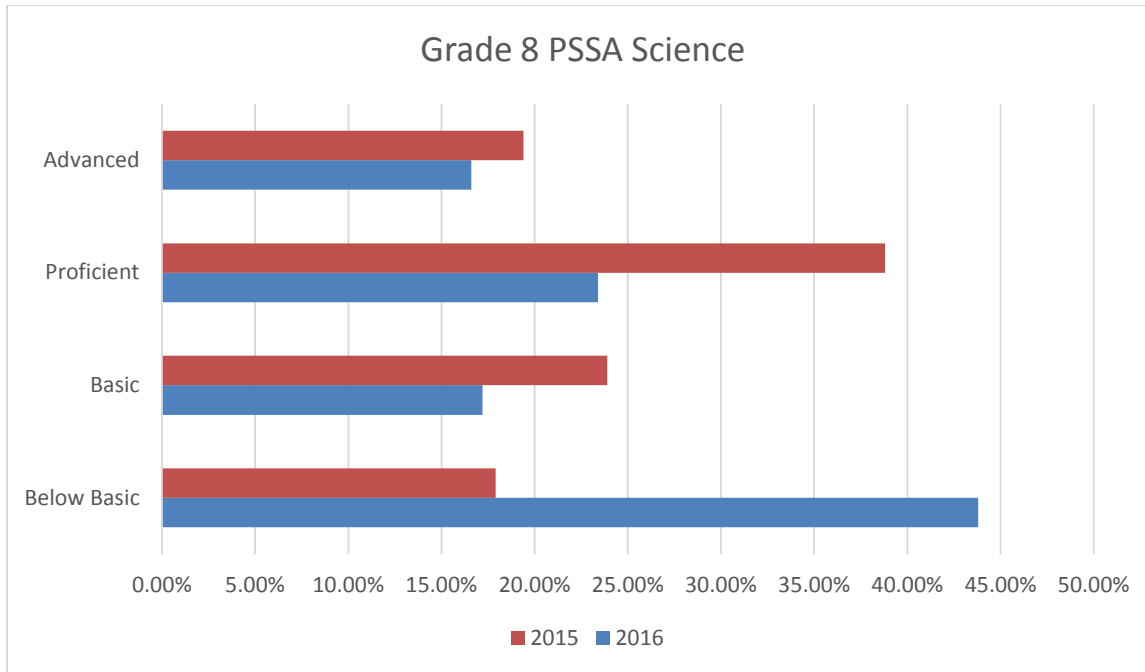
The graphs that follow are preliminary drafts that have been created using the information sent to the district from the PA Department of Education. More information will be provided from PDE that will be used to disaggregate the individual student scores as well as composite building scores later this year. Ongoing distribution of the data will be provided to all stakeholders.











PVAAS information is unavailable at this time.

Keystone Results:

Fifty students took the Literature Keystone exam as an end-of-course assessment in May, 2016. Greater than one-half of the students passed the exam at the Proficient or Advanced levels, with 4% scoring Advanced, 52% scoring Proficient, 32% scoring Basic, and 12% scoring Below Basic.

Fifty-one students took the Biology Keystone exam as an end-of-course assessment in May, 2016. Greater than two-fifths of the students scored at the Proficient or Advanced levels, with 9.8% scoring Advanced, 31.4% scoring Proficient, 39.2% scoring Basic, and 19.6% scoring Below Basic.

Fifty-one students took the Algebra Keystone exam as an end-of-course assessment in May, 2016. Greater than two-fifths of the students scored at the Proficient or Advanced levels, with 11.8% scoring Advanced, 31.4 scoring Proficient, 43.1% scoring Basic, and 13.7% scoring Below Basic.

NOCTI:

Eleven members of the Claysburg Class of 2016 took the NOCTI (National Occupational Competency Testing Institute) assessment in the Spring of 2016. 91% (10 of 11) of the students passed at the Competent (45.5%) and Advanced (45.5%) levels

SAT:

The Mean (average) score for Claysburg HS students who took the SAT in the Spring, 2016 was 1079. The Mean score in Pennsylvania for the same time period was 1079 and the Mean score nationally was 1091.

PSAT:

Forty-three 10th grade students and 18 eleventh grade students were administered the PSAT in the Fall of 2015. The Mean Total Score for grade 10 was 873 and the Mean Total Score for grade 11 was 1053.

Dual Enrollment:

Claysburg High School offered 12 Dual Enrollment classes in the 2015-2016 school year, through partnerships with St. Francis University, Pennsylvania Highlands Community College, and Mount Aloysius College. Total enrollment in dual enrollment courses in 2015-2016 was 159 students.

Student Involvement and Highlights:

- **Elementary Information**
 - Summer Reading Challenge
 - Summer Kindergarten Program
 - Mobile Ag. Education Science Lab
 - Fire Prevention Day
 - Read Across America Week
 - STEM Afterschool Program
 - Student Council
 - Reading Competition
 - Science Competition

- **Elementary Extra-Curricular**

- Band & Chorus
 - Winter and Spring Band & Chorus Concert and Art Show
 - Festivals
- Bulldog Buddies
 - Recycling
 - Poster Making
 - Red Ribbon Week
 - No Name Calling Week
 - Random Acts of Kindness Week
 - Military Appreciation Month
 - Parent/Teacher Conferences
 - Teacher Appreciation Day
 - Bullying Awareness Month
- Puppy Chow Gang
 - Students provide input regarding breakfast/lunch menus
- Family Fun Night
- Book Bingo
- PTO
 - Fundraisers - PTO Magazine Sale through Great American Opportunities
 - Students earn \$1,000 or \$2,500 in tuition credit
 - CKE students earned at total of \$63,500 in tuition credit
 - Field Trips
 - Santa's Workshop
 - Fall Festival
 - Field & Fun Day
 - Book Bingo
 - Teacher Appreciation Week
 - Yearbook

- **High School Information**

Co-curricular and extra-curricular activities offered at Claysburg High School in 2015-2016 included Aavidum, Band, Chorus, Future Business Leaders of America, National Honor Society, Prom Committee, Student Council, Yearbook,

Scholastic Scrimmage, Ag Club, Football, Girls Volleyball, Wrestling, Basketball, Baseball, Softball, and Cheerleading.

As evidenced by requests for final transcripts from members of the Class of 2016 and post-secondary institutions, 26 members of the Class of 2016 will seek advanced certificates or two-year and four-year degrees at a variety of local and regional schools.

139 Claysburg High School students earned recognition at the 2015-2016 Honors Banquet. The Honors Banquet serves to recognize students in grades 7-12 who maintain a 92% or better grade point average for the school year. Nine seniors were recognized for being 6-year recipients of the honor.

- **High School Highlights in 2015-2016 include:**

- Nearly 50% of the student body in grades 7-12 participated in band and/or chorus
- Nine students were inducted into the National Honor Society in March, 2016, bringing the membership to 34 students
- FBLA was 34 members strong, with an impressive 14 member qualifying for attendance at the National Leadership Conference in Atlanta, Georgia in June, 2016. The Claysburg Chapter was awarded a Gold Seal Chapter designation for the 4th consecutive year.
- Claysburg's varsity athletic teams are perennially in the post season, with 6 of the seven teams participating in post season competition in 2015-2016
- The Scholastic Scrimmage team qualified for the finals in 2015-2016, and ultimately placed forth.

IU Sponsored Student Programs:

CK students participated in seven of the nine programs offered by the IU. All grade levels were appropriately represented in these programs. The programs included scholastic quiz, science fair, Atoms, K'Nex STEM design and several others. Over 5,000 students participated with all 35 districts being represented.

Technology:

The District continued to move toward a 1 to 1 initiative by upgrading the infrastructure of our system. Both buildings are now wireless. Computer labs were updated, promethean boards and projectors received upgrades. Technology remained and still remains a priority for moving the District forward.

Budget 15-16:

The 2015-2016 fiscal year presented challenges to school districts throughout Pennsylvania as the State struggled to pass a budget. The District managed to avoid the need for borrowing funds in the absence of State Revenue by controlling expenditures and carefully managing our fund balance.

2016-2017 Budget Facts

Budgeted Revenues \$11,421,113

Budgeted Expenditures \$11,603,667

The 2016-2017 General Fund Budget included the use of \$182,554 of fund balance to balance the budget, while avoiding an increase in Real Estate taxes for our residents.

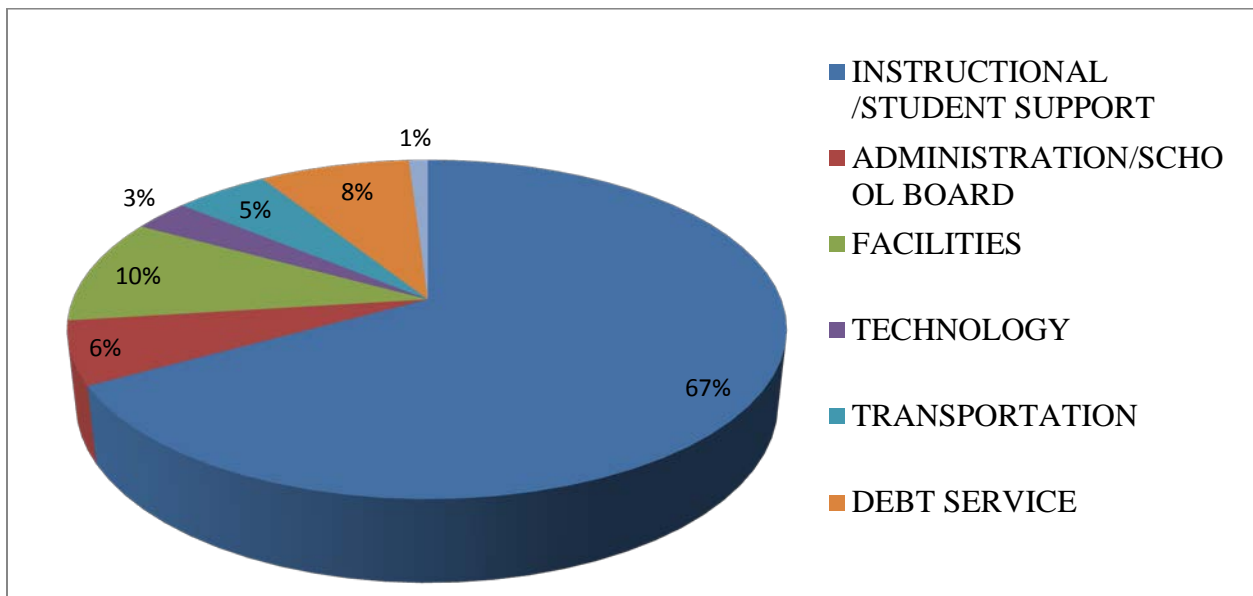
2016-2017 Millage Rates

Greenfield 88.63

Kimmel 9.69

Homestead/Farmstead reduction amount \$240.16 per approved homestead and/or farmstead

2016-2017 General Fund Operating Expenditures



The District will continue to plan, moving forward, to support programs for our students and community in a fiscally responsible manner by following the goals outlined in our Annual Plan.